

## As per Regulations 19 (9) of IRDAI (TPA – Health Services) Regulations, 2016


Annual Report by Third Party Administrator

FORM TPA – 8

1	PARTICULARS OF THE TPA:		
1.1	Name of the TPA :	HEALTHINDIA INSURANCE TPA SERVICES PVT. LTD. (Previously Known as Health India TPA Services Pvt. Ltd.)	
1.2	(A) Address - Registered Office:	1114-Raheja Center, Free Press Journal Marg, Nariman Point, Mumbai.	
		Pin code : 400 021	Landline No : 022 - 66820300
		E-mail: kamaljeetg@healthindiatpa.com	Fax No: NA

1.3	Financial year	2019-2020
1.4	Board of Directors as on 31 March 2020, and changes in the board since the date of statement of the preceding year	1. Mitul Jayant Vora 2. Kamal Jeet Gupta 3. Dr. Narendra Kumar Sharma 4. Mugdha Milind Samant 5. Amin Yasin Badhra 6. Devna Jayant Vora

Sr.	Name of Director and DIN No.	Age	Address with telephone no., Mobile no., e-mail	Qualifications	Details of Directorship in other Companies	Particulars of Change in Board (Cession / Appointment)	Date of Change in Board
1	Mitul Jayant Vora [DIN- 00381979]	50	Flat No.6A, 2nd Floor, Darbhanga Mansion, M.L.Dhanukar Road, Mumbai - 400 026. Phone No. 022 - 66820300 e-mail mitulvora@healthindiatpa.com	B.Sc	1. Chemspec Chemical Pvt. Ltd. 2. Exult IT Infrastructure & Services Pvt. Ltd. 3. Exult IT Services Pvt. Ltd.	NA	NA
2	Kamal Jeet Gupta [DIN- 02770091]	59	Flat No.33, Bldg.11, Emerald Chs Ltd, Bandra Reclamation, Bandra (W), Mumbai - 400050. Phone No. 022 - 66867663 e-mail kamaljeetg@healthindiatpa.com	M.com, ACA, FIII Diploma in sales and Marketing	NIL	NA	NA
3	Dr. Narendra Kumar Sharma [DIN-08352919]	66	803-A, Raheja Greens, Kulupwadi, Raheja Estate, Borivali(East), Mumbai 400066 e-mail: drnarendra@narendrahospital.com	MBBS/MD	NIL	Appointment	06th Feb 2019
4	Mugdha Milind Samant[DIN- 08423697]	52	114-B, 4th Floor, Shri Sailyam CHS, Pokhran Road no 1, Shivai Nagar, Jekegram, Thane West - 400606	Bachelors Degree of Commerce/(EMBA) MBA in Finance Management/(EMBA) MBA in Healthcare and Hospital Management	NIL	Appointment	17th April 2019
5	Amin Yasin Badhra[DIN- 08567068]	43	B-702, Vali Apartment Co-op Housing Society, Rani Sati marg, Opp Noorani Masjid Pathanwadi, Malad East, Mumbai, Borivali Mumbai Suburban, Maharashtra - 400097	Certified Accountant	NIL	Appointment	20th September 2019
6	Devna Jayant Vora [DIN- 00382287]	41	71A Paradise Apartment, Napean Sea Road Mumbai-400006. Phone No. 022 - 66820300 e-mail devna_v@hotmail.com	B.Sc	NIL	Cession	29th April 2020



1.5 Details of Chief Executive Officer (CEO)						
Sr.	Name of CEO	Age	Address with telephone no., Mobile no., e-mail	Qualifications	Details of Directorship in other Companies	Date of joining with TPA Company as a CEO
1	Mitul Jayant Vora	50	Flat No.6A, 2nd Floor, Darbhanga Mansion, M.L.Dhanukar Road, Mumbai - 400 026. Phone No. 022 - 66820300 e-mail mitulvora@healthindiatpa.com	B.Sc	1. Chemspec Chemical Pvt. Ltd. 2. Exult IT Infrastructure & Services Pvt. Ltd. 3. Exult IT Services Pvt. Ltd.	01/04/2018

1.6 Details of Chief Administrative Officer (CAO)						
Sr.	Name of CAO	Age	Address with telephone no., Mobile no., e-mail	Qualifications	Details of Directorship in other Companies	Date of joining with TPA Company as a CAO
1	Kamal Jeet Gupta [DIN- 02770091]	59	Flat No.33, Bldg.11, Emerald Chs Ltd, Bandra Reclamation, Bandra (W), Mumbai - 400050. Phone No. 022 - 66867663 e-mail kamaljeetg@healthindiatpa.com	M.com, ACA, FIII Diploma in sales and Marketing	NIL	09/09/2009

1.7 Details of Chief Administrative Officer (CMO)						
Sr.	Name of CMO	Age	Address with telephone no., Mobile no., e-mail	Qualifications	Details of Directorship in other Companies	Date of joining with TPA Company
1	Dr. Shilpa Bhawe	47	A 003, Sanjeevani Co-op Housing Society, Shahji Raje Marg, Vile Parle (East), Mumbai 400069.	M.B.B.S	NA	w.e.f 17/05/2018

1.8	Name and Address of Auditors	Shah Modi Katudia & Co. LLP A/317, Sagartech Plaza, Andheri Kurla Road, Sakinaka Next to Sakinaka Metro Station, Andheri (East), Mumbai 400 072.
-----	------------------------------	---



1.9	Enumeration of TPA services provided :	As per Annexure attached
-----	--	--------------------------

1.10	Enumeration of standing arrangements with hospitals and with doctors : Number of agreements with Network Providers  Number of agreements with Doctors	8316 - Total No of Agreements at the end of the year with Network Providers  3012- Total agreement for Pre-Insurance Medical
------	--	--

1.11	Summary of TPA Business:	
a.	No. of insurers with whom agreements entered with.	TPA - 16 SSWB/ AB-PMJAY - 2 Pre-Insurance Medical - 31
b.	Lives covered under Health Policies (to be reported as per provisions of Reg. 14 of TPA Regulations and Circular in the matter issued by the Authority)	TPA - 34,63,282 SSWB/ AB-PMJAY - 19,39,047
c.	Policies Served (to be reported as per provisions of Reg. 14 of TPA Regulations and Circular in the matter issued by the Authority)	TPA - 3,19,625 SSWB/ AB-PMJAY - 8
d.	Number of Hospitals tied up by the TPA (beginning of concerned FY)	6240
e.	Hospitals tied up during (for the concerned FY)	2389
f.	Total Hospitals terminated or removed during (concerned FY)	313
g.	Total Hospitals tied up as on (end of concerned FY)	8316

1.12	Summary of TPA services:			
Sr. No.	Particulars of Services	No. of Policies Served	No. of lives Served	Amount of Premium Served wherever available. (INR in Lakh)
1	Individual / Retail Health Insurance Policies	316841	822698	40963.49
2	Group Health Insurance Policies (other than RSBY or other similar policies issued by insurers)	2784	2640584	67063.85
3	Policies issued under RSBY or other similar policies issued by insurers	8	1909047	1851.53
4	Pre-Insurance Medical Examination	NA	709026	NA
5	Foreign Travel Policies issued by Indian insurer	0	0	0
6	Foreign Travel Policies issued by Foreign insurer	0	0	0
7	Non-insurance healthcare schemes sponsored by Central / State Government.	2	33713974	0



**1.9: Enumeration of TPA services provided:**

**a) Beneficiary Enrollment Services**

- i. New Enrollment Processing
- ii. Issuance of ID Cards to insured

**b) Call Center Services**

- i. 24/7 call center services.
- ii. Toll Free Help Line
- iii. Call Center analysis services

**c) Cashless Access (Hospitalization) Services.**

- i. Pre-Authorization for Cashless Access
- ii. Hospitalization Assistance during emergency
- iii. Medical Management Services

**d) Customer relation & Contact Management Services**

- i. CRM Cell
- ii. Customer Grievance Handling & Redressal
- iii. Action taken Report for Customer Grievances
- iv. Customer satisfactory Survey

**e) Provider Billing & payment Services**

- i. Standard Billing Pattern for Providers
- ii. Provider Payments
- iii. Provider Relation Manager

**f) Claims Processing & payment Services**

- i. Claims Intimation Registration
- ii. Claims Registration
- iii. Claims Scrutiny & Deficiency Retrieval
- iv. Claims Float Management
- v. Claims Processing & Payouts

**g) Medical Management & Investigation Services**

- i. Fraud & irregularity investigation
- ii. ICD Coding Compliance by providers


**h) Pre-Policy Medical Check-ups Services**

- i. For Life & Non-Medical Life Insurance Companies



## Revenue Account for the year ending 31st March 2020

Expenses		Income	
I. Directors' Remuneration	66,408,030	I. Income	
II. Staff Expenses		(a) Income from Insurers (Indian & foreign)	1,266,351,876
(a) Salaries, Provident fund	357,118,440	(b) from others (please specify)	
(b) Other benefits	6,382,489	Interest on Bank Fixed Deposits	753,998
III. Office Expenses		Interest on Other	4,965,428
(a) Rent, rates and taxes	95,617,493	Interest on Income Tax Refund	1,950,283
(b) Electricity, water	11,706,077	Sundry Credit Balance Written Back	2,913,349
(c) House-keeping and cleaning	28,257,653	Profit on Sale of Fixed Asset	-
(d) Others	-	Reversal of Provision for Contingencies	-
(e) Travel	38,416,558	Misc Income	5,575
(f) Entertainment	-	(c) Investment income	-
(g) Lease rents of equipments	-		
(h) Post, telecommunications and similar expenses	26,911,712		
(i) Audit fees	675,000		
(j) Legal Expenses	-		
(k) Repair and Maintenance	5,994,282		
(l) Depreciation	37,465,462		
(m) Motor Vehicle Expenses	2,182,961		
(n) Other Expenses (please specify)	-		
Bank Charges	1,456,125		
Printing & Stationery	56,120,753		
Business Promotion	13,669,032		
Bad Debts / Sundry Balance w/off	-		
Finance Charges	72,493,452		
Insurance Expense	4,897,512		
Fixed Assets Written off	-		
Contingency provision	8,200,000		
Miscellaneous Expenses	7,584,285		
Professional Expense	25,686,260		
(o) Loss on sales of investments or Fixed assets	1,056,990		
(p) Donation	-		
(p) CSR Expenses	-		
(q) Profit/Loss for the year	19,736,406		
IV. Operating Expenses	388,903,538		




## Profit and Loss Appropriation Account for the year ending 31st March 2020

Particulars	Amount (Rs.)	Particulars	Amount (Rs.)
Loss Brought forward	-	Profit Brought Forward	6,99,98,940
Loss for the year	-	Profit for the year	1,97,36,406
Dividend for the year	-	Transfer from reserves	-
Tax on Dividend	-	Loss carried forward	-
Transfer of Reserves	-	Deferred Tax Credit (assets)	-
Other allocation from profit	-		
Provision for taxation	1,40,00,000		
Deferred tax liability	- 92,14,288		
Taxation of earlier year	31,44,895		
Profit carried forward	8,18,04,739		



## Balance Sheet as at 31st March 2020

Liabilities	Amount (Rs.)	Amount (Rs.)	Assets	Amount (Rs.)	Amount (Rs.)
Authorized Capital		5,00,00,000	Building/Properties Cost	10,99,68,404	
Issued Capital		4,16,78,000	Less: Depreciation	2,90,16,386	8,09,52,017
Paid up Capital	4,16,78,000		Furniture & Fixtures	4,23,56,461	
Reserves & Surplus	8,18,04,739	12,34,82,739	Less: Depreciation	79,35,279	3,44,21,182
Amounts Due to			Air Conditioners	72,71,876	
a) Insurers	-		Less: Depreciation	26,80,949	45,90,927
b) Hospitals	37,69,440		Electrical Installations	52,86,124	
c) Doctors	4,76,10,431	7,99,28,366	Less: Depreciation	22,85,473	30,00,651
d) Others	2,85,48,494		Office Equipments	3,47,47,859	
Secured Loan		11,77,22,357	Less: Depreciation	1,30,87,147	2,16,60,712
Unsecured Loan		24,77,76,341	Computer Software	10,94,72,139	
Deferred Tax Liability		-	Less: Depreciation	6,37,62,288	4,57,09,851
Bank Overdraft		19,95,80,374	Motor Vehicle	3,10,22,387	
Current Liability			Less: Depreciation	1,07,11,097	2,03,11,290
Sundry Creditor	10,31,61,903		CWIP		80,97,838
Provisions	4,15,78,992	49,96,36,443	Investments		
Others	35,48,95,549		Government Securities	-	
			(Market Value)		
			Loan & Debenture (Market	-	
			Value)		
			Other Investments (Market	1,000	1,000
			value)		
			Receivables		
			From Insurers	62,25,24,729	
			Others	39,26,24,782	1,01,51,49,511
			Cash & Bank Balances		3,42,31,638
<b>TOTAL</b>		<b>1,26,81,26,620</b>	<b>TOTAL</b>		<b>1,26,81,26,620</b>



## Schedule – 4

### Schedule of the income received towards various activities during the FY 2019-2020

Sr No	Description	Income / Remuneration received during the FY (Amt. INR in Lakhs) *
1	Towards Health Services of the Individual policies issued by Indian Insurers	3896.00
2	Towards Health Services of the Group Insurance policies issued by Indian Insurers	Group : RSBY :
3	Pre-insurance medical examination	8767.52
4	Towards Health Services in the foreign jurisdiction in respect of the policies issued by Indian Insurers	
5	Towards Non Insurance Services rendered	
6	Towards Servicing of policies issued by foreign Insurers	
7	Other income (please specify accounting head wise other income received)	49.65
	Interest on bank fixed deposits	7.54
	Interest on Income Tax Refund	19.50
	Sundry Credit Balance Written back	29.13
	Divident from Current Investment - From Mutual Fund	0.00
	Profit on Sale of Fixed Asset	0.00
	Reversal of Provision for Contingencies	0.00
	Excess Provision Written Back	0.00
	Misc Income	0.06

\* Note : Income received as shown above represent the income recognised in the statement of profit and loss. Refer Note No. 34 of Notes forming part of the financial statement.

## Schedule – 5


### Schedule of apportionment of Expenses to various activities during the FY 2019-2020

Sr No	Description	Expenses incurred during the FY (Amt. INR in Lakhs)
1	Health Services of the policies issued by Indian Insurers " * "	12572.04
2	Health Services in the foreign jurisdiction in respect of the policies issued by Indian Insurers	
3	Non Insurance Services rendered	
4	Servicing of policies issued by foreign Insurers	
5	Other Expenses Incurred (to specify)	

Note :

" \* ,"

As per information and explanation given by the management of the Company all expenses incurred during the year are directly or indirectly in relation to their business i.e. Health services in relation to policies issued/to be issued. Hence all expenses of current year shown under Sr No.1 above.



**HEALTHINDIA INSURANCE TPA SERVICES PVT LTD**

Address: 406-412, NeelKanth Corporate Park, 4th Floor, Kiroli Road / Village, Vidya Vihar Society Vidya Vihar (West), Mumbai – 400086

Website : [www.healthindiatpa.com](http://www.healthindiatpa.com)**Schedule – 6****1. Data of claims received during the year 2019-2020**


Benefit Based Policies		Cashless Claims		Reimbursement Claims		Total	
Number of Claims	Amount of Claims	Number of Claims	Amount of Claims	Number of Claims	Amount of Claims	Number of Claims	Amount of Claims
0	0	172891	7618080321	192207	7782819764	365098	15400900085

**2. Data of Settled Claims in respect of Individual Policies;**

Description (to reckoned from the date of receipt of Claim)	Benefit Based Claims		Cashless Claims		Reimbursement Claims		Total	
	Number of Claims	Amount of Claims	Number of Claims	Amount of Claims	Number of Claims	Amount of Claims	Number of Claims	Amount of Claims
within 1 months from date of receipt of claim	0	0	68891	1638250665	73379	2460114517	142270	4098365182
Between 1 – 3 Months	0	0	6379	121226808	925	41285307	7304	162512115
Between 3 to 6 Months	0	0	0	0	0	0	0	0
More than 6 months	0	0	0	0	0	0	0	0

**3. Data of settled Claims in respect of Group Policies;**

Description (to reckoned from the date of receipt of Claim)	Benefit Based Claims		Cashless Claims		Reimbursement Claims		Total	
	Number of Claims	Amount of Claims	Number of Claims	Amount of Claims	Number of Claims	Amount of Claims	Number of Claims	Amount of Claims
within 1 months from date of receipt of claim	0	0	77619	2907376886	80795	2130415919	158414	5037792805
Between 1 – 3 Months	0	0	1240	40918241	2377	47927976	3617	88846217
Between 3 to 6 Months	0	0	0	0	0	0	0	0
More than 6 months	0	0	0	0	0	0	0	0



**HEALTHINDIA INSURANCE TPA SERVICES PVT LTD**

Address: 406-412, NeelKanth Corporate Park, 4th Floor, Kiroli Road / Village, Vidya Vihar Society Vidya Vihar (West), Mumbai – 400086

Website : www.healthindiatpa.com

**4. Data of settled Claims in respect of Total (Individual Policies + Group Policies);**


Description (to reckoned from the date of receipt of Claim)	Benefit Based Claims		Cashless Claims		Reimbursement Claims		Total	
	Number of Claims	Amount of Claims	Number of Claims	Amount of Claims	Number of Claims	Amount of Claims	Number of Claims	Amount of Claims
within 1 months from date of receipt of claim	0	0	146510	4545627551	154174	4590530436	300684	9136157987
Between 1 – 3 Months	0	0	7619	162145049	3302	89213283	10921	251358332
Between 3 to 6 Months	0	0	0	0	0	0	0	0
More than 6 months	0	0	0	0	0	0	0	0

**5. Data of Claims in respect of Individual Policies recommended for repudiation**

Description (to reckoned from the date of receipt of Claim)	Benefit Based Claims		Cashless Claims		Reimbursement Claims		Total	
	Number of Claims	Amount of Claims	Number of Claims	Amount of Claims	Number of Claims	Amount of Claims	Number of Claims	Amount of Claims
within 1 months from date of receipt of claim	0	0	6042	296087219	10208	397742111	16250	693829330
Between 1 – 3 Months	0	0	489	43843612	2841	113646174	3330	157489786
Between 3 to 6 Months	0	0	0	0	0	0	0	0
More than 6 months	0	0	0	0	0	0	0	0

**6. Data of Claims in respect of Group Policies recommended for repudiation**

Description (to reckoned from the date of receipt of Claim)	Benefit Based Claims		Cashless Claims		Reimbursement Claims		Total	
	Number of Claims	Amount of Claims	Number of Claims	Amount of Claims	Number of Claims	Amount of Claims	Number of Claims	Amount of Claims
within 1 months from date of receipt of claim	0	0	7852	507713879	14298	464355944	22150	972069825
Between 1 – 3 Months	0	0	1329	113316081	3845	96896918	5174	210212999
Between 3 to 6 Months	0	0	0	0	0	0	0	0
More than 6 months	0	0	0	0	0	0	0	0



**HEALTHINDIA INSURANCE TPA SERVICES PVT LTD**

Address: 406-412, NeelKanth Corporate Park, 4th Floor, Kirod Road / Village, Vidya Vihar Society Vidya Vihar (West), Mumbai – 400086

Website : [www.healthindiatpa.com](http://www.healthindiatpa.com)**7. Data of Claims in respect of Total Policies (Individual + Group Policies) recommended for repudiation;**

Description (to reckoned from the date of receipt of Claim)	Benefit Based Claims		Cashless Claims		Reimbursement Claims		Total	
	Number of Claims	Amount of Claims	Number of Claims	Amount of Claims	Number of Claims	Amount of Claims	Number of Claims	Amount of Claims
within 1 months from date of receipt of claim	0	0	13894	803801098	24506	862098055	38400	1665899153
Between 1 – 3 Months	0	0	1818	157159693	6686	210543092	8504	367702785
Between 3 to 6 Months	0	0	0	0	0	0	0	0
More than 6 months	0	0	0	0	0	0	0	0


(Note: In respect of data on Repudiations, amount of claim made by the policyholder to be mentioned as the amount of claim repudiated)

**8. Data of Claims Outstanding in respect of Individual Policies;**

Description (to reckoned from the date of receipt of Claim)	Benefit Based Claims		Cashless Claims		Reimbursement Claims		Total	
	Number of Claims	Amount of Claims	Number of Claims	Amount of Claims	Number of Claims	Amount of Claims	Number of Claims	Amount of Claims
within 1 months from date of receipt of claim	0	0	1703	109683504	3758	174521997	5461	284205501
Between 1 – 3 Months	0	0	94	5671001	226	6694762	320	12365763
Between 3 to 6 Months	0	0	0	0	0	0	0	0
More than 6 months	0	0	0	0	0	0	0	0

**9. Data of Claims Outstanding in respect of Group Insurance Policies;**

Description (to reckoned from the date of receipt of Claim)	Benefit Based Claims		Cashless Claims		Reimbursement Claims		Total	
	Number of Claims	Amount of Claims	Number of Claims	Amount of Claims	Number of Claims	Amount of Claims	Number of Claims	Amount of Claims
within 1 months from date of receipt of claim	0	0	4466	215253732	3369	122277219	7835	337530951
Between 1 – 3 Months	0	0	366	20491032	414	8946180	780	29437212
Between 3 to 6 Months	0	0	0	0	0	0	0	0
More than 6 months	0	0	0	0	0	0	0	0



## HEALTHINDIA INSURANCE TPA SERVICES PVT LTD


Address: 406-412, NeelKanth Corporate Park, 4th Floor, Kiroli Road / Village, Vidya Vihar Society Vidya Vihar (West), Mumbai – 400086

Website : [www.healthindiatpa.com](http://www.healthindiatpa.com)

### 10. Data of Claims Outstanding in respect of Total Policies (Individual + Group Policies)


Description (to reckoned from the date of receipt of Claim)	Benefit Based Claims		Cashless Claims		Reimbursement Claims		Total	
	Number of Claims	Amount of Claims	Number of Claims	Amount of Claims	Number of Claims	Amount of Claims	Number of Claims	Amount of Claims
within 1 months from date of receipt of claim	0	0	6169	324937236	7127	296799216	13296	621736452
Between 1 – 3 Months	0	0	460	26162033	640	15640942	1100	41802975
Between 3 to 6 Months	0	0	0	0	0	0	0	0
More than 6 months	0	0	0	0	0	0	0	0

(Note: In respect of data on Claims Outstanding, amount of claim made by the policyholder to be mentioned as the amount of claim Outstanding)



**MASS POLICY PAID CLAIM SUMMARY FOR THE YEAR 2019-2020**

REGION	PROJECT NAME	PAID CLAIM SUMMARY	
		TOTAL NO OF CLAIM PAID	TOTAL PAID AMOUNT
West Bengal	Swasthya Sathi –West Bengal	6254	5,18,98,818/-
Dadra Nagar Haveli & Daman Diu	AB-PMJAY	27534	15,61,81,062/-
UP – Cluster 2	AB-PMJAY	71025	67,93,79,480/-
Rajasthan	AB-MGRSBY	177549	144,71,00,220/-



Office No. 406-412, Fourth Floor, Neelkanth Corporate IT Park, Kiroli Road, Opp. Vidyavihar Railway Station (W), Mumbai - 400086.  
Tel.: +91-22-6686 7575 • Fax: +91-76661 36699 • E-mail: contact@healthindiatpa.com • Website: www.healthindiatpa.com

## Annexure – 19

As per Regulations 19 (11) of IRDAI (TPA – Health Services) Regulations, 2016

### Declaration and Undertaking by TPA Company.



Form TPA – 6D


#### Instructions for Submission of required Declaration and Undertaking:

1. Periodicity of submission of this Declaration and Undertaking is annual.
2. This declaration and undertaking shall be signed by any two directors of a TPA Company.
3. This declaration and undertaking is to be submitted to the Authority along with Annual Report of the TPA Company.

<b>1</b>	<b>PARTICULARS OF THE TPA COMPANY:</b>		
<b>1.1</b>	Name of the TPA :	HEALTHINDIA INSURANCE TPA SERVICES PVT. LTD.	
<b>1.2</b>	Address - Registered Office:	1114-Raheja Center, Free Press Journal Marg, Nariman Point, Mumbai	
		Pin Code : 400021	Landline No : 022-66820300
		E-mail: kamaljeetg@healthindiatpa.com	Fax No : NA
<b>1.3</b>	Financial Year	2019-2020	

<b>2</b>	We Kamal Jeet Gupta the director of HEALTHINDIA INSURANCE TPA SERVICES PVT. LTD. hereby declare and undertake that;		
		CEO or CAO possesses the requisite qualifications and practical training as specified by Insurance Regulatory and Development Authority of India. The CEO, CAO of the	
	a)	company is / are also fit and proper as per Regulation 11 of the TPA Regulations. Such a CEO or CAO are engaged in day to day administration of the activities of the TPA and also in ensuring compliance of regulatory requirements.	
	b)	The TPA Company is not engaged in any other business apart from Health Services by TPAs, as defined in the TPA regulations.	
	c)	A Director with required medical qualification and an appointed Chief Medical Officer have valid registration with the Medical Council of India or Medical Council of the state.	
	d)	None of the director(s), promoter(s), shareholder(s), and Key managerial personnel of our company is or are, directly or indirectly engaged in any other insurance or insurance related activity(s). (Note: Where it is to be determined whether officials referred herein are involved in any other insurance or insurance related activities or not, TPA Company shall furnish the detailed information separately along with the form)	
	e)	The Company did not violate the code of conduct or not committed any breach of the provisions of the applicable Acts, Regulations and / or circulars issued by the Authority from time to time.	



Date : 31.07.2020	For and on behalf of HEALTHINDIA INSURANCE TPA SERVICES PVT. LTD.	
Place : Mumbai		
	Kamal Jeet Gupta Managing Director & CAO	Amin Badhra Additional Director



**Undertaking from Registered TPA Company**

It is hereby declared that the particulars furnished with respect Annual Report of our TPA Company in Form TPA-8 and Schedule 1 to 7 there under towards various activities of the TPA Company during the Financial Year 2019-2020 were examined, and are true and correct.

It is also declared that the TPA Company did not receive any other income or remuneration from any other sources than the one that is declared in the above Schedule.

Date: 31.07.2020	For and on behalf of (HEALTHINDIA INSURANCE TPA SERVICES PVT. LTD.)	
Place: Mumbai	 Kamal Jeet Gupta Managing Director & CAO	 Amin Badhra Additional Director

